

Landlord

Designed by Piero Lissoni



Famiglia / Family

Landlord Spot




Landlord Soft

Landlord Ground



Colori / Colours

Landlord Spot / Soft



01 Bianco
01 White



06 Grigio
06 Grey



33 Antracite
33 Anthracite



30 Nero
30 Black



18 Deep Brown
18 Deep Brown



71 Nero Anodizzato
71 Anodized Black

Landlord Ground



05 Acciaio Inox
05 Stainless Steel

Landlord Spot

Proiettore IP65 per uso esterno composto da un corpo in alluminio tornito e alimentato a 24V, disponibile con temperature di colore da 2700K, 3000K e 4000K. Sull'asse orizzontale, è possibile orientare il faretto fino a 30° verso il basso e fino a 90° verso l'alto. I faretti Landlord sono disponibili in due dimensioni, con testa ø40 e ø50, entrambe dotate di ghiera anteriore smontabile, per installare lenti flood oppure fino a due honeycomb per il massimo comfort visivo.

I faretti Landlord possono essere installati su picchetti per terreni rigidi, con la possibilità di un picchetto opzionale, su base in muratura, oppure sull'innovativa cintura per alberi, progettata per fissare l'apparecchio d'illuminazione direttamente ai rami delle piante.

Landlord Soft

Proiettore IP65 per uso esterno, progettato per offrire una luce diffusa.

È caratterizzato da una testa a forma di disco in alluminio, con un fascio orientabile fino a 20° e bloccabile nella posizione desiderata; da alimentare a 24V e disponibile con temperature di colore da 2700K, 3000K e 4000K.

È lo strumento perfetto per illuminare siepi, aiuole e aree di transito con un fascio di luce diffusa omogenea.

Landlord Soft può essere installato su picchetti per terreni rigidi, con la possibilità di un picchetto opzionale.

Landlord Ground

Apparecchi d'illuminazione IP67 da incasso a terra, alimentato a 24V. Corpo in alluminio anodizzato e poi resinato, anello esterno in acciaio inossidabile pallinato, che contiene tutta l'elettronica di controllo. Testa disponibile in due dimensioni, ø49 mm e ø64 mm, con emissione frontale o radente (uno, due o quattro fasci).

Le versioni a emissione frontale sono disponibili con ottica spot o media, o con honeycomb integrato non rimovibile, per un comfort visibile massimo.

Da installare mediante la propria scatola d'installazione.

Durante il montaggio e la manutenzione degli apparecchi bisogna prestare particolare attenzione a non danneggiare la verniciatura a polvere.

Un danno combinato all'azione dell'acqua potrebbe provocare la corrosione.

I prodotti chimici danneggiano la protezione anticorrosione.

Gli apparecchi a LED, possono evidenziare guasti riconducibili a sollecitazioni di natura elettrica che interessano i relativi isolamenti con innesco di scariche elettriche distruttive.

Queste sollecitazioni possono derivare da:

- sovratensioni provenienti dalla rete elettrica di alimentazione dell'impianto/apparecchi.
- sovratensioni di origine elettrostatica (ESD) provenienti dall'ambiente.

Consigliamo l'installazione di un dispositivo di protezione dalle sovratensioni sull'impianto elettrico che attenua l'intensità di alcuni di questi fenomeni proteggendo gli apparecchi da danni irreversibili. La scelta del dispositivo più idoneo va tarata in base alle caratteristiche dell'impianto.

Landlord Spot

IP65 projector for external use made of turned aluminium body and powered at 24V, and available in 2700K, 3000K and 4000K colour temperatures. With reference to the horizontal axis, the spot can be oriented up to 30° down and up to 90° up.

Landlord Spots are available in two sizes, ø40 and ø50 head, both equipped with desmontable front ferrule, in order to install flood lens or up to two honeycombs for maximum visual confort.

Landlord Spots can be installed on solid ground spikes, with the possibility of an optional picket, on wall base, or on the innovative tree belt, designed to fix the luminaries directly on tree branches.

Landlord Soft

IP65 projector for external use, designed to offer diffuse lighting.

It is characterized by an aluminium disk shape head, orientable up to 20° beam and lockable in position, to be powered at 24V, and available in 2700K, 3000K and 4000K colour temperature.

It is the perfect tool to light bushes, flowerbed and transit areas with an homogenous diffuse light beam.

Landlord Soft can be installed on solid ground spikes, with the possibility of an optional picket.

Landlord Ground

IP67 luminaries for ground recessed installation, powered 24V. Body in anodized, then resined aluminium, external ring in shot-peened stainless steel, encasing the entire control electronics. Head available in two sizes, ø49 mm, and ø64 mm, with frontal or grazing emission (one, two or four beams).

Frontal emission version are available with spot or medium optic, or with integrated non removable honeycomb, for maximum visual confort.

To be installed in its installation box.

During the installation and the maintenance of the fixtures it is important to be careful and avoid damages on the paint coating.

Damages on the coating exposed to outdoor conditions or water, could cause corrosion.

Chemical substances affect the anticorrosion covering protection.

For LED fixtures, there is evidence that most of the damages are connected to electrical effects related to the insulations, which cause destructive electrical discharges. These effects are frequently caused by:

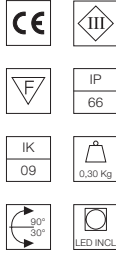
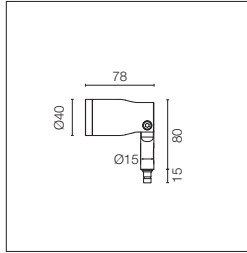
- over voltage coming from the mains' network where fixture is connected.
- electrostatic discharge (ESD) coming from the environment.

The use of a protective device against the overvoltage on the electrical installation is warmly suggest this helps to reduce the intensity of some of these phenomenon and prevent irreversible damages. The selection of the type of device to be used must be adjust on the electrical plant.

Landlord Spot Ø40

Power Led: 2,3W - 188 lm ≠ *FIXT 130 lm - 2700K/CRI 80 - 24V / 2,3W - 195 lm ≠ *FIXT 135 lm - 3000K/CRI 80 - 24V / 2,3W - 202 lm ≠ *FIXT 140 lm - 4000K/CRI 80 - 24V

*FIXT lm = Spot Optic



Testa del faretto orientabile per l'installazione su paletti a terra o su base in muratura.

I paletti e la base devono essere ordinati come accessori separati. Le teste sono dotate di una ghiera smontabile, per inserire lenti flood o fino a due honeycomb (da ordinare come accessori separati). Alimentazione elettrica remota 24V da ordinare separatamente. Ogni testa è dotata di un segmento di cavo in uscita da 2000 mm e kit di cablaggio.

Spot adjustable head for installation on ground poles or on wall base. Poles and base to be ordered as separated accessories. Heads are equipped with a dismountable ferrule, to insert flood lens or up to two honeycombs, (to be ordered as separate accessories). 24V remote power supply to be ordered separately. Each head comes with a 2000 mm lenght outgoing cable and a wiring kit.

2700K

PWM Dimmable

- F004D21A001
- F004D21A006
- F004D21A033
- F004D21A030
- F004D21A018
- F004F21A071

3000K

PWM Dimmable

- F004D31A001
- F004D31A006
- F004D31A033
- F004D31A030
- F004D31A018
- F004F31A071

4000K

PWM Dimmable

- F004D41A001
- F004D41A006
- F004D41A033
- F004D41A030
- F004D41A018
- F004F41A071

2700K

PWM Dimmable

- F004D22A001
- F004D22A006
- F004D22A033
- F004D22A030
- F004D22A018
- F004F22A071

3000K

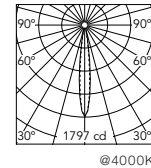
PWM Dimmable

- F004D32A001
- F004D32A006
- F004D32A033
- F004D32A030
- F004D32A018
- F004F32A071

4000K

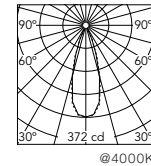
PWM Dimmable

- F004D42A001
- F004D42A006
- F004D42A033
- F004D42A030
- F004D42A018
- F004F42A071



Beam Angle: 12°

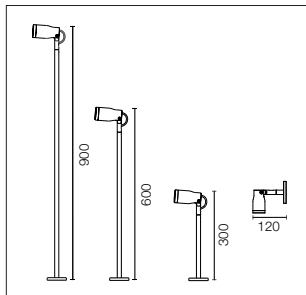
h(m)	E(lx)	D(m)
1	1797	0.24
2	449	0.48
3	200	0.72
4	112	0.97
5	72	1.21



Beam Angle: 34°

h(m)	E(lx)	D(m)
1	372	0.59
2	93	1.18
3	41	1.77
4	23	2.36
5	15	2.95

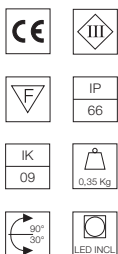
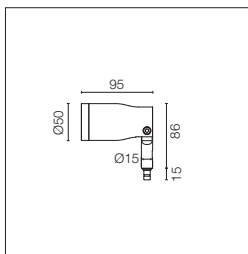
Landlord Spot Ø40: Prodotto completo: testa + accessorio paletto / Complete product: head + pole accessory



Landlord Spot Ø50

Spot Optic Power Led: 3,4W - 251 lm ≠ FIXT 135 lm - 2700K/CRI 80 - 24V / 3,4W - 260 lm ≠ FIXT 140 lm - 3000K/CRI 80 - 24V / 3,4W - 270 lm ≠ FIXT 145 lm - 4000K/CRI 80 - 24V

Medium Optic Power Led: 7,2W - 666 lm ≠ FIXT 442 lm - 2700K/CRI 80 - 24V / 7,2W - 689 lm ≠ FIXT 457 lm - 3000K/CRI 80 - 24V / 7,2W - 741 lm ≠ FIXT 492 lm - 4000K/CRI 80 - 24V



Testa del faretto orientabile per l'installazione su paletti a terra o su base in muratura.
 I paletti e la base devono essere ordinati come accessori separati.
 Le teste sono dotate di una ghiera smontabile, per inserire lenti flood o fino a due honeycomb (da ordinare come accessori separati).
 Alimentazione elettrica remota 24V da ordinare separatamente.
 Ogni testa è dotata di un segmento di cavo in uscita da 2000 mm e kit di cablaggio.

Spot adjustable head for installation on ground poles or on wall base.
 Poles and base to be ordered as separated accessories.
 Heads are equipped with a dismantlable ferrule, to insert flood lens or up to two honeycomb, (to be ordered as separate accessories).
 24V remote power supply to be ordered separately.
 Each head comes with a 2000 mm lenght outgoing cable and a wiring kit.

2700K

PWM Dimmable

- F004E21A001
- F004E21A006
- F004E21A033
- F004E21A030
- F004E21A018
- F004G21A071

3000K

PWM Dimmable

- F004E31A001
- F004E31A006
- F004E31A033
- F004E31A030
- F004E31A018
- F004G31A071

4000K

PWM Dimmable

- F004E41A001
- F004E41A006
- F004E41A033
- F004E41A030
- F004E41A018
- F004G41A071

2700K

PWM Dimmable

- F004E22A001
- F004E22A006
- F004E22A033
- F004E22A030
- F004E22A018
- F004G22A071

3000K

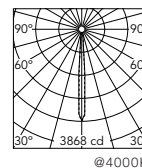
PWM Dimmable

- F004E32A001
- F004E32A006
- F004E32A033
- F004E32A030
- F004E32A018
- F004G32A071

4000K

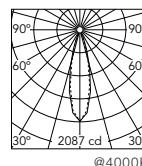
PWM Dimmable

- F004E42A001
- F004E42A006
- F004E42A033
- F004E42A030
- F004E42A018
- F004G42A071



Beam Angle: 7°

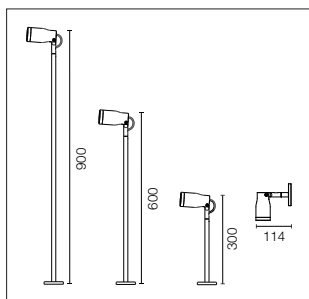
h(m)	E(ft)	D(m)
1	3868	0.14
2	967	0.28
3	430	0.41
4	242	0.55
5	155	0.69



Beam Angle: 24°

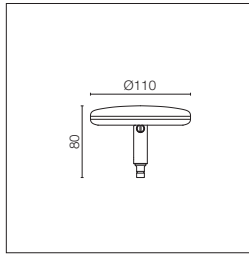
h(m)	E(ft)	D(m)
1	2087	0.47
2	522	0.94
3	232	1.41
4	130	1.88
5	83	2.35

Landlord Spot Ø50: Prodotto completo: testa + accessorio paletto / Complete product: head + pole accessory



Landlord Soft

Top Led: 5W - 379 lm ≠ FIXT 242 lm - 2700K/CRI 80 - 24V / 5W - 395 lm ≠ FIXT 252 lm - 3000K/CRI 80 - 24V / 5W - 421 lm ≠ FIXT 269 lm - 4000K/CRI 80 - 24V



Testa orientabile a 20° per l'installazione su paletti a terra. I paletti devono essere ordinati come accessori separati. Alimentazione elettrica 24V da ordinare separatamente. Ogni testa è dotata di un segmento di cavo in uscita da 2000 mm e kit di cablaggio.

20° adjustable head for installation on ground poles. Poles to be ordered as separated accessories. 24V remote power supply to be ordered separately. Each head comes with a 2000 mm length outgoing cable and a wiring kit.

2700K

PWM Dimmable

- F004C20A001
- F004C20A006
- F004C20A033
- F004C20A030
- F004C20A018
- F004H20A071

3000K

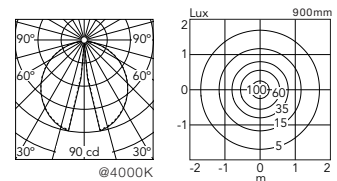
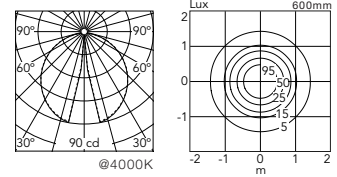
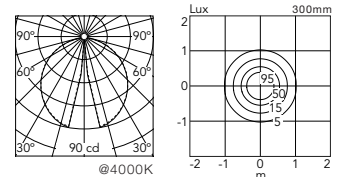
PWM Dimmable

- F004C30A001
- F004C30A006
- F004C30A033
- F004C30A030
- F004C30A018
- F004H30A071

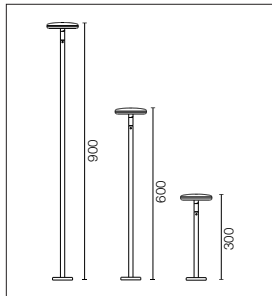
4000K

PWM Dimmable

- F004C40A001
- F004C40A006
- F004C40A033
- F004C40A030
- F004C40A018
- F004H40A071



Landlord Soft: Prodotto completo: testa + accessorio paletto / Complete product: head + pole accessory



Landlord: Accessori / Accessories

Paletto con base. Pronta per l'installazione su superficie solida. Per l'installazione a terra, completare con il picchetto da ordinare separatamente.

Pole with base. Ready for installation on solid surface. Ground installation needs earth stick use, to be ordered as separated item.

Landlord Spot / Soft
H 300 mm

- F004Z010001
- F004Z010006
- F004Z010033
- F004Z010030
- F004Z010018
- F004Z0D0071

H 600 mm








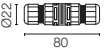
- F004Z020001
- F004Z020006
- F004Z020033
- F004Z020030
- F004Z020018
- F004Z0E0071

H 900 mm

- F004Z030001
- F004Z030006
- F004Z030033
- F004Z030030
- F004Z030018
- F004Z0F0071



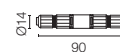
Landlord: Accessori / Accessories

Base da parete.	Wall base.	<p>Landlord Spot</p> <ul style="list-style-type: none"> ○ F004Z040001 ● F004Z040006 ● F004Z040033 ● F004Z040030 ● F004Z040018 ● F004Z0A0071 	
Picchetto. Da montare sui paletti con base.	Earth stick. To be mounted on poles with base.	<p>Landlord Spot / Soft</p> <p>F004Z060000</p>	
Honeycomb.	Honeycomb.	<p>Landlord Spot Ø40</p> <p>F004Z0B0000</p> <p>Landlord Spot Ø50</p> <p>F004Z0L0000</p>	
Lente flood.	Flood lens.	<p>Landlord Spot Ø40</p> <p>F004Z0C0000</p> <p>Landlord Spot Ø50</p> <p>F004Z0H0000</p>	
Cinghia per alberi. Accessorio per installazione spot direttamente sul ramo di un albero, da ø30 mm fino a ø100 mm.	Tree strap. Accessory for spot installation directly on three branch, from ø30mm up to ø100mm.	<p>Landlord Spot</p> <p>F004Z070000</p>	
Sistema di giunzione IP68 H2O Stop anti-condensa a 3/4 vie 4 poli. (Ø5,5÷12mm cavo).	3/4 way terminal block 4 poles IP68 H2O Stop. (ø5,5÷12mm cable).	F990C010000	
Sistema di giunzione IP68 H2O Stop anti-condensa a 2 vie 4 poli. (Ø5,5÷12mm cavo).	2 way terminal block 4 poles IP68 H2O Stop. (ø5,5÷12mm cable).	F990C00A000	 

Landlord: Accessori / Accessories

Sistema di giunzione IP68 a 2 vie 2 poli. (Ø4÷6,9mm cavo).
2 way terminal block 2 poles IP68. (Ø4÷6,9mm cable).

F990C050000



Non può essere alloggiato nella scatola per incasso.

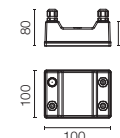
It can't be placed in the recessed box for installation.

Landlord: Power Supply Dimmable

Alimentatore 120/270Vac / 24Vdc. 1-10V PWM control. IP67.

Power supply 120/270Vac / 24Vdc. 1-10V PWM control. IP67.

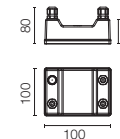
35W
F990B02A000
70W
F990B04A000



Alimentatore 120/270Vac / 24Vdc. DALI PWM control. IP67.

Power supply 120/270Vac / 24Vdc. DALI PWM control. IP67.

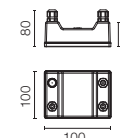
35W
F990B03A000
70W
F990B05A000



Interfaccia di controllo 1-10V PWM 24Vdc 120W. IP67. Fonte di alimentazione non inclusa.

1-10V PWM control interface 24Vdc 120W. IP67. Power supply not included.

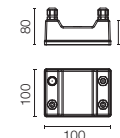
F990B00A000



Interfaccia di controllo DALI PWM 24Vdc 120W. IP67. Fonte di alimentazione non inclusa.

DALI PWM control interface 24Vdc 120W. IP67. Power supply not included.

F990B01A000

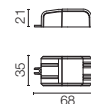


Landlord: Power Supply Non Dimmable

Alimentatore 24V 8W / 110-240V IP20 Classe II selv.

Power supply 24V 8W / 110-240V IP20 Class II selv.

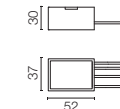
RF25754



Alimentatore 24V 8W / 110-240V IP65 Classe II selv.

Power supply 24V 8W / 110-240V IP65 Class II selv.

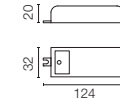
RF25748



Alimentatore 24V 10W / 110-240V IP20 Classe II selv.

Power supply 24V 10W / 110-240V IP20 Class II selv.

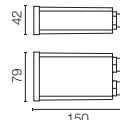
RF25747



Alimentatore 24V 10W / 110-240V IP67 Classe II selv.

Power supply 24V 10W / 110-240V IP67 Class II selv.

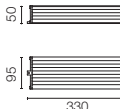
RF25757



Alimentatore 24Vdc 50W / 120-240V IP67 Classe II selv.

Power supply 24Vdc 50W / 120-240V IP67 Class II selv.

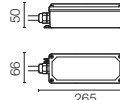
RF25755



Alimentatore 24Vdc 70W / 220-240V IP67 Classe II selv.

Power supply 24Vdc 70W / 220-240V IP67 Class II selv.

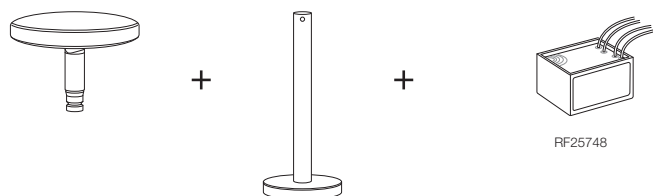
RF25749



Esempi di Configurazione / Examples of Configuration

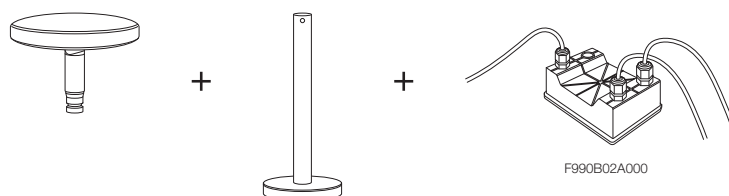
ON-OFF (non dimmerabile) = codice prodotto (F004C30A001 + F004Z010001) + alimentatore 8W / 110-240Vac / 24Vdc ON-OFF IP65 (RF25748)

ON-OFF (non dimmable) = luminaire code (F004C30A001 + F004Z010001) + power supply 8W / 110-240Vac / 24Vdc ON-OFF IP65 (RF25748)



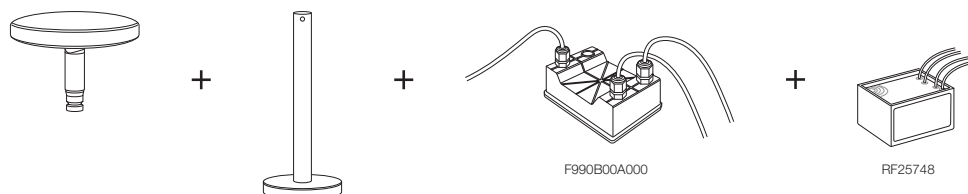
Dimmerabile 1-10V = codice prodotto (F004C30A001 + F004Z010001) + alimentatore 35W / 120-270Vac / 24Vdc 1-10V PWM control IP67 (F990B02A000)

Dimmable 1-10V = luminaire code (F004C30A001 + F004Z010001) + power supply 35W / 120-270Vac / 24Vdc 1-10V PWM control IP67 (F990B02A000)



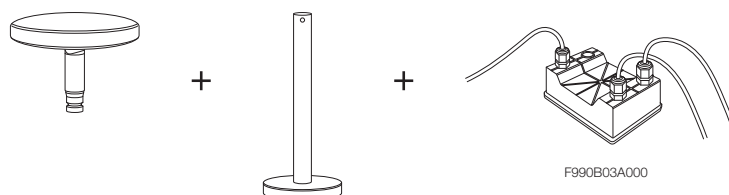
Dimmerabile 1-10V: interfaccia PWM + alimentatore = codice prodotto (F004C30A001 + F004Z010001) + interfaccia di controllo 1-10V PWM 24Vdc 120W IP67 (F990B00A000) + alimentatore 8W / 110-240Vac / 24Vdc ON-OFF IP65 (RF25748) o altro alimentatore remoto 24Vdc

Dimmable 1-10V : PWM control interface + power supply = luminaire code (F004C30A001 + F004Z010001) + PWM control interface 1-10V PWM 24Vdc 120W IP67 (F990B00A000) + power supply 8W / 110-240Vac / 24Vdc ON-OFF IP65 (RF25748) or other remote power supply



Dimmerabile DALI = codice prodotto (F004C30A001 + F004Z010001) + alimentatore 35W / 120-270Vac / 24Vdc DALI PWM control IP67 (F990B03A000)

Dimmable DALI = luminaire code (F004C30A001 + F004Z010001) + power supply 35W / 120-270Vac / 24Vdc DALI PWM control IP67 (F990B03A000)



Dimmerabile DALI: interfaccia PWM + alimentatore = codice prodotto (F004C30A001 + F004Z010001) + interfaccia di controllo DALI PWM 24Vdc 120W IP67 (F990B01A000) + alimentatore 8W / 110-240Vac / 24Vdc ON-OFF IP65 (RF25748) o altro alimentatore remoto 24Vdc

Dimmable DALI: PWM control interface + power supply = luminaire code (F004C30A001 + F004Z010001) + PWM control interface DALI PWM 24Vdc 120W IP67 (F990B01A000) + power supply 8W / 110-240Vac / 24Vdc ON-OFF IP65 (RF25748) or other remote power supply

